

SENATOR 

STARTRANS

BUSES BY SUPREME



THE INCREDIBLY DURABLE STARTRANS SENATOR SII

Introducing the new **Senator SII** from StarTrans. Our newest line of mid-size buses has been designed with the needs of the customer, passenger, and driver in mind. This new line provides the outstanding value and the durability you have come to expect from StarTrans buses over the past twenty years.



Optional interior seating

Senator SII features a galvanized steel, baked white exterior along with a new front aerodynamic fiberglass profile. It also features a new stylish rear profile which utilizes lightweight thermoplastics. In keeping with the StarTrans tradition of excellence, the **Senator SII** utilizes a fully welded steel cage construction to



Optional paratransit lift

help ensure the safety, overall strength, and durability of the bus.

Senator SII offers seating capacity up to 21 passengers on certain models. It also features a spacious aisle, large luggage racks, and plenty of headroom for passenger safety and comfort. And these are just some of the features and benefits of the new **Senator SII**.

Underneath the **Senator SII** is the time-tested Chevrolet 610 chassis. This chassis selection provides the durability and serviceability needed to keep your new **Senator SII** performing at its best for years to come.

Engineering excellence and quality construction combined with rugged testing performed in Altoona, Pennsylvania ensure the structural integrity of the **Senator SII**. We back our buses with a five-year, 75,000-mile body structural warranty.



Standard driver console area



Startrans Senator SII 22' with optional rear wheelchair and rear door



SUBFLOOR – 12-gauge steel superstructure fully welded with floor-level Z-rails, incorporated with chassis-rubber ride capabilities.

FLOORING – 5/8" marine-grade plywood underlayment with undercoating. Floor covered with 1/8" transit rubber. Formed galvaneal steel heat shields over chassis, catalytic converter, and muffler.

SIDEWALLS – 1" Polyurethane foam insulation (R-7) enclosed within a fully laminated assembly. Ladder-framed sidewalls are fully welded of 14-gauge steel. Exterior sidewall skins are .024" galvanized steel with baked-enamel paint finish.

ROOFING – Roof framing is a fully welded assembly utilizing formed steel-hat section crossmembers, as well as heavy-duty steel roll bars welded at the front, rear, and center of the vehicle. Roof exterior skins are of .024" galvanized steel with baked-enamel paint finish.

WINDOWS – 36" x 36" T-Slider windows, 31% tinted. Clamp ring-style radius windows. Egress windows installed to meet FMVSS 217 requirements. Operator's curbside window AS-2 rated: 442 square inches of visibility.

ENTRY – Spacious entry (32" x 83" clear opening) with doors that operate manually. The 14-gauge steel door frames are fully welded and powder-coated to enhance durability. The door panels are glazed and tempered glass. White step nosing and lighted stepwell standard. Entrance grab rail (left side).

LIGHTING – Each bus comes standard with six passenger courtesy lights.

ELECTRICAL – Wiring is color-coded with the number and function designated every 12" on the wire to enable identification and circuit traceability. Only premium components built to meet the Society of Automotive Engineers (S.A.E.) and Underwriters Laboratories (U.L.) requirements are used. Electronic control console switch panel.



StarTrans Senator SII

OPTIONAL A/C & HEAT – A/C systems ranging in size from 30,000 BTU to 88,000 BTU. Rear heat 40,000 BTU to 65,000 BTU.

OPTIONAL PARATRANSIT – Wheelchair accessibility with a wide range of securement systems and seating arrangements.

OPTIONAL LUGGAGE – Luggage can be stored in over-seat, floor-to-ceiling, rear compartment, or custom-designed areas.

OPTIONAL SEATING – Forward-facing, perimeter-style, and track seating are all available. Your choice of vinyl and cloth fabric in a wide range of colors.

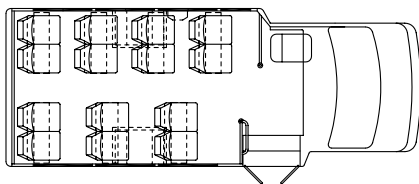
- White baked-enamel prepainted body; bright white gelcoated front cap
- Exterior mirrors – 7" x 14" with 6" x 3.5" convex mirror on each side
- Heavy-duty, 10-gauge box bumper with anti-ride cover
- Mud flaps (front and rear)
- 12-month/12,000-mile with five-year/ 75,000-mile warranty of body structure

CHEVROLET SPECIFICATIONS

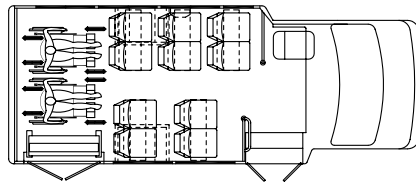
- Chevrolet 12,300 GVWR cutaway
- Tinted glass
- Automatic transmission
- 3.73 rear axle ratio
- Power steering
- Power brakes
- Dash A/C and heater
- Super engine cooling
- Tilt steering and cruise control
- 368-cubic-inch (Vortec 6000) 6.0L gas
- 405-cubic inch (Duramax 6600) 6.6L diesel
- 33-gallon fuel capacity
- Radial tires LT225-16 D
- Chrome front bumper with license plate bracket
- Comfort-ride suspension – H.D. springs and shocks
- Read-out gauges
- Heavy-duty batteries
- 145 AMP alternator
- 139" & 159" wheelbase

Dimensions

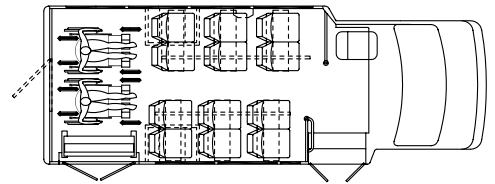
- Exterior width – 96"
- Exterior height – 116.5"
- First step to ground – 11 1/2" second-and third-step riser – 9" max.
- Step tread depth – 9.5" max.
- Entrance clear opening – 32" x 83" min.
- Interior width at seat level – 93"
- Interior width up 36" from floor – 93"
- Center aisle height – 82"
- Flat floor aisle height – 76.5"
- Double wheelchair doors – 46.5" x 70.5"



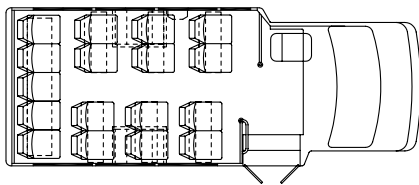
14 Passengers



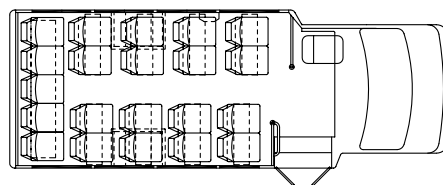
10 Passengers and 2 W/C



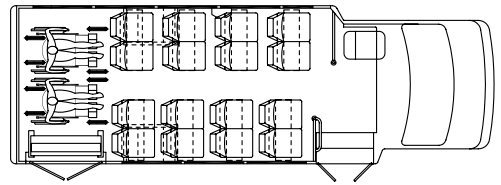
12 Passengers and 2 W/C



17 Passengers



21 Passengers



16 Passengers and 2 W/C (available on gas only)



2592 Kercher Road • P.O. Box 463 • Goshen, IN 46528
 574-642-4730 • 877-258-1391 • FAX 574-642-4108
 www.StarTransBus.com

Due to Supreme Corporation's commitment to product quality, specifications and options are subject to change in the interest of product improvement.